

共模扼流滤波器

DC Common Mode (Line Filter)



特性

Characteristics

高电流范围

High current range

表面贴装技术

Surface mount technology

宽范围的滤波频段

Wide range of filtering spectrum

应用

Application

直流电源线

DC power lines

Buck-/Boost变换器滤波

Buck-/ Boost Converter filtering

低比特率数据线

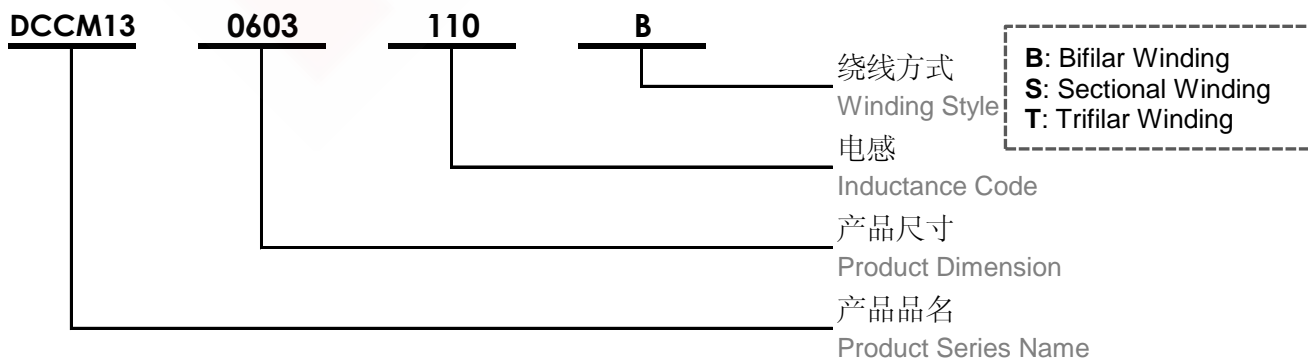
Datalines with low bitrate

高负载线路

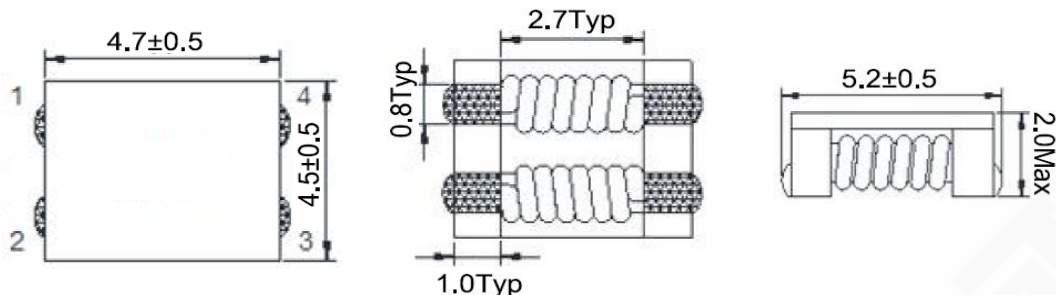
Heavily influence lines

产品品名介绍

Product Number Structure



尺寸 Dimension (mm)



焊盘推荐 Land Pattern Recommended (mm)

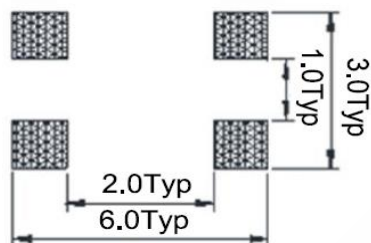
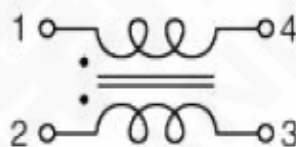


示意图 Schematics



电性特性 Electrical Properties

型号 Part No.	阻抗 Impedance Z (Ω) 100MHz				温升电流 Rated Current I _r max 40°C (A)	直流电阻 DCResistance DCR _{max} (mΩ)	额定电压 Rated Voltage V _{dc} max	绕线方式 Winding Style
DCCM13-0505-900S	60	min	90	typ	3.20	35.00	50.00	Sectional
DCCM13-0505-151S	90	min	150	typ	3.10	40.00	50.00	Sectional
DCCM13-0505-231S	180	min	230	typ	3.00	45.00	50.00	Sectional
DCCM13-0505-301S	200	min	300	typ	3.00	45.00	50.00	Sectional
DCCM13-0505-421S	300	min	420	typ	2.50	50.00	50.00	Sectional
DCCM13-0505-701S	500	min	700	typ	2.20	59.00	50.00	Sectional
DCCM13-0505-901S	650	min	900	typ	2.10	68.00	50.00	Sectional
DCCM13-0505-102S	800	min	1,000	typ	2.10	68.00	50.00	Sectional
DCCM13-0505-122S	1,000	min	1,200	typ	2.00	74.00	50.00	Sectional
DCCM13-0505-142S	1,200	min	1,400	typ	1.90	81.00	50.00	Sectional

测试状态

Test Condition

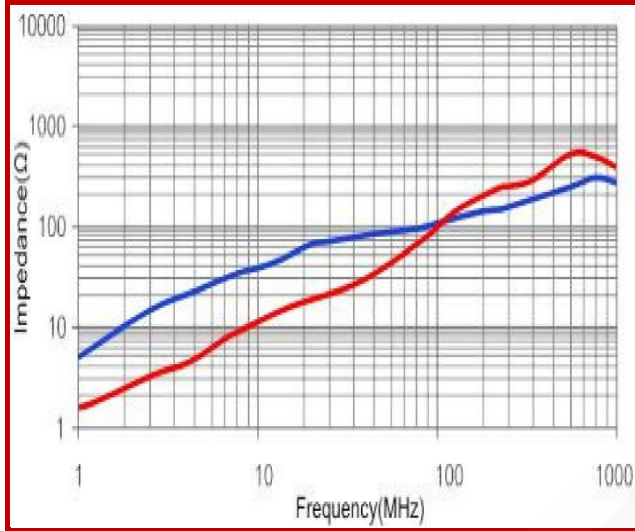
- ☆ 阻抗测试条件为 100MHz (25°C)
Impedance measure condition at 100MHz (25°C)
- ☆ 工作温度: -40°C ~ +125°C
Operating Temperature: -40°C ~ +125°C



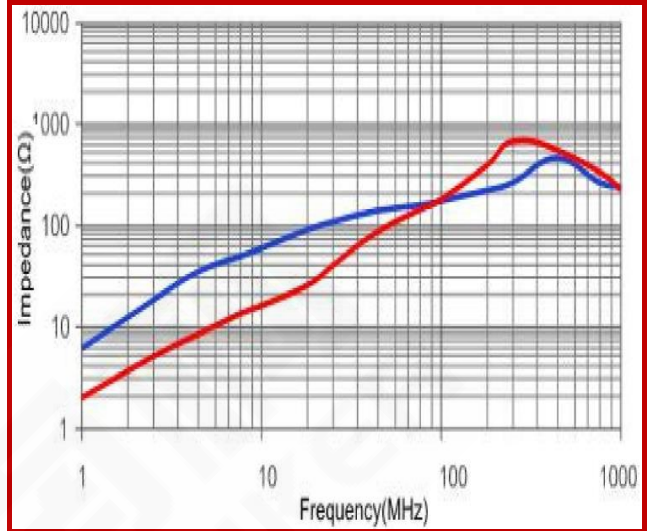
典型阻抗特性

Typical Impedance Characteristics

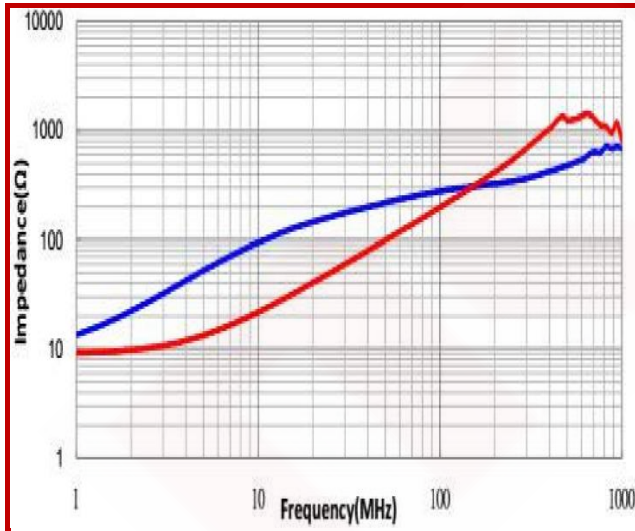
DCCM13-0505-900S



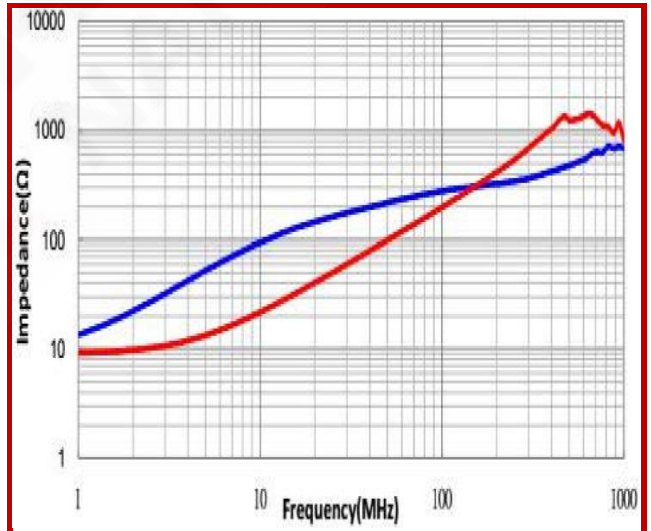
DCCM13-0505-151S



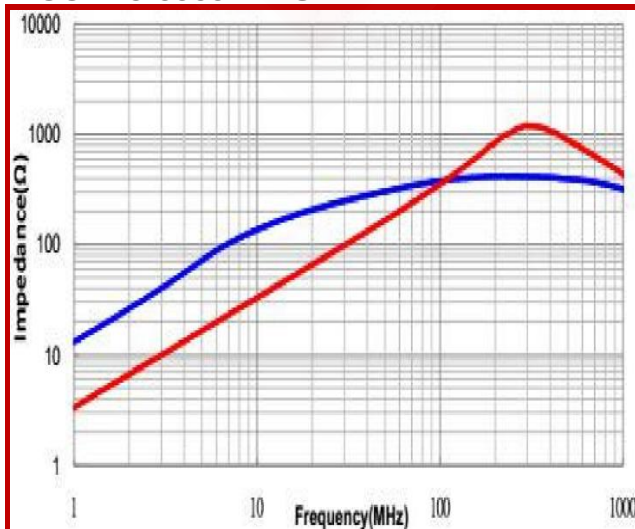
DCCM13-0505-231S



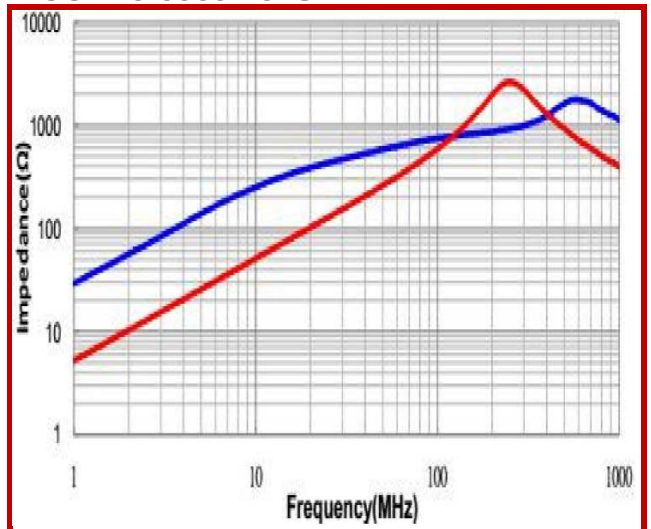
DCCM13-0505-301S



DCCM13-0505-421S



DCCM13-0505-701S

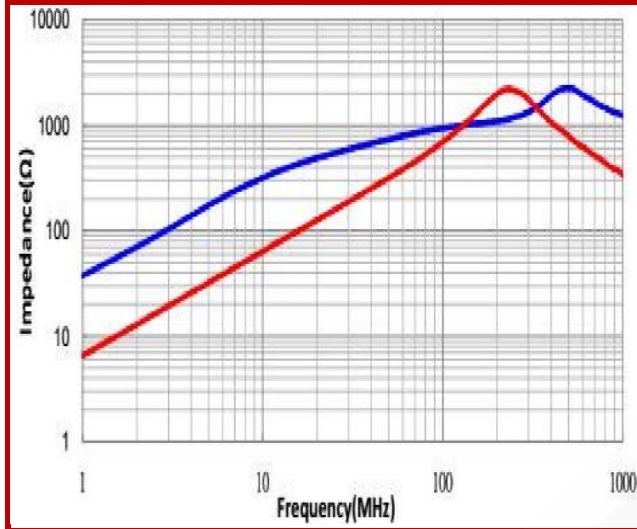




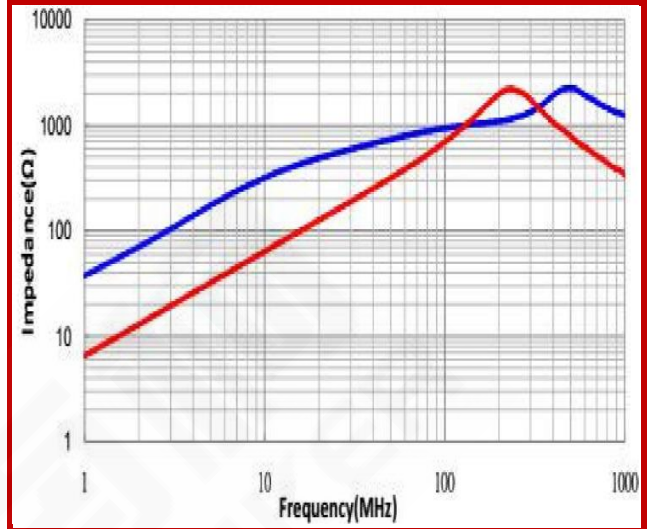
典型阻抗特性

Typical Impedance Characteristics

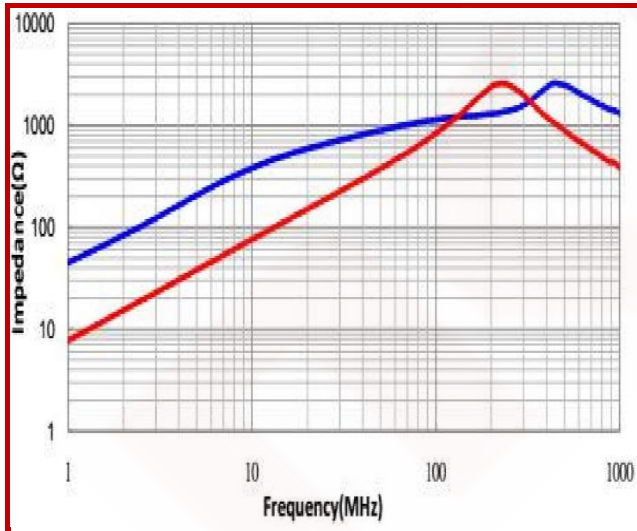
DCCM13-0505-901S



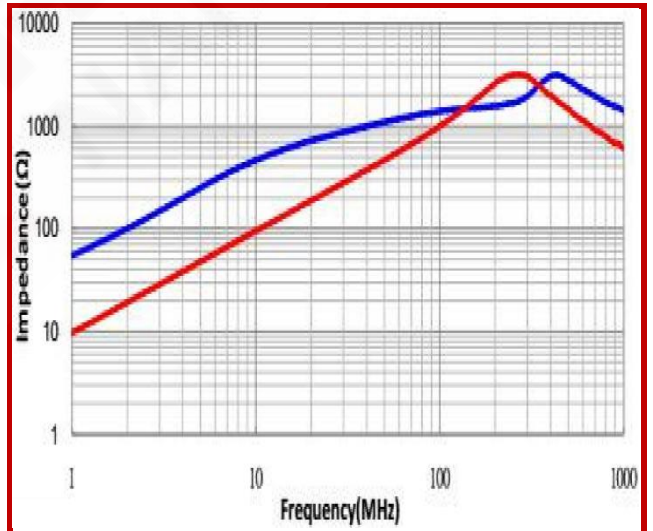
DCCM13-0505-102S



DCCM13-0505-122S



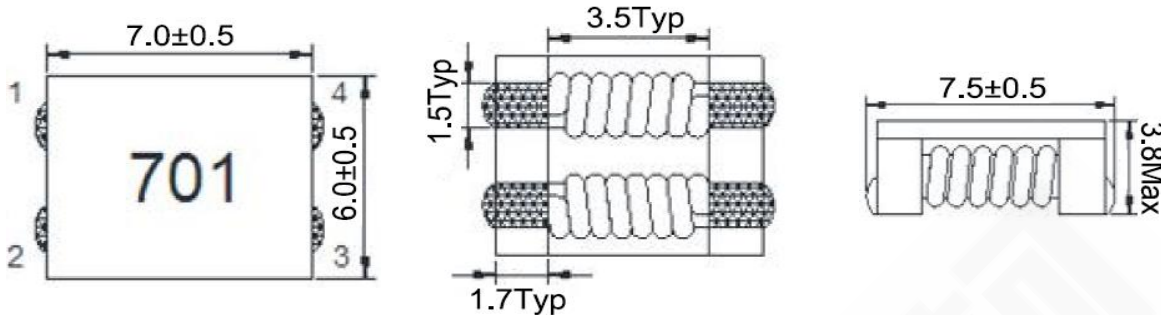
DCCM13-0505-142S





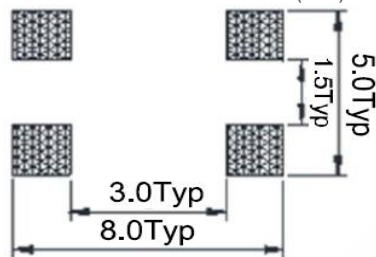
尺寸

Dimension (mm)



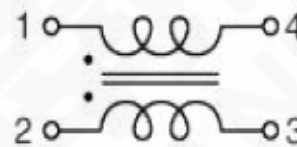
焊盘推荐

Land Pattern Recommended (mm)



示意图

Schematics



电性特性

Electrical Properties

型号 Part No.	阻抗 Impedance Z (Ω) 100MHz			温升电流 Rated Current I _r max 40°C (A)	直流电阻 DCResistance DCR _{max} (mΩ)	额定电压 Rated Voltage V _{dc} max	绕线方式 Winding Style
DCCM13-0706-700S	40	min	70 typ	15.00	5.00	125.00	Sectional
DCCM13-0706-141S	100	min	140 typ	9.00	10.00	125.00	Sectional
DCCM13-0706-301S	225	min	300 typ	5.00	10.00	125.00	Sectional
DCCM13-0706-451S	275	min	450 typ	5.00	10.00	125.00	Sectional
DCCM13-0706-601S	500	min	700 typ	4.00	15.00	125.00	Sectional
DCCM13-0706-701S	500	min	700 typ	4.00	15.00	125.00	Sectional
DCCM13-0706-102S	800	min	1,020 typ	3.00	17.00	125.00	Sectional
DCCM13-0706-132S	910	min	1,300 typ	2.50	21.00	125.00	Sectional
DCCM13-0706-272S	2,000	min	2,700 typ	1.00	63.00	125.00	Sectional
DCCM13-0706-302S	2,500	min	3,000 typ	0.90	75.00	125.00	Sectional

测试状态

Test Condition

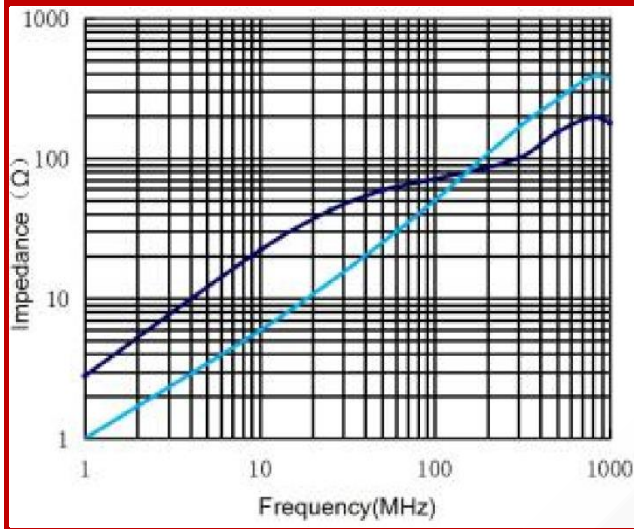
- ☆ 阻抗测试条件为 100MHz (25°C)
Impedance measure condition at 100MHz (25°C)
- ☆ 工作温度: -40°C ~ +125°C
Operating Temperature: -40°C ~ +125°C



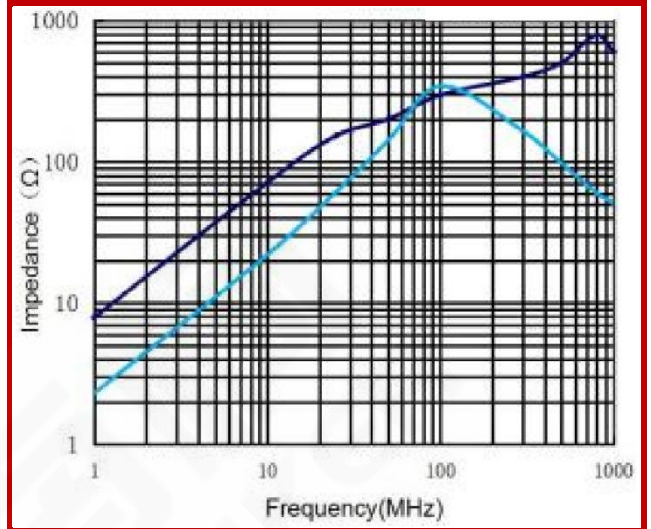
典型阻抗特性

Typical Impedance Characteristics

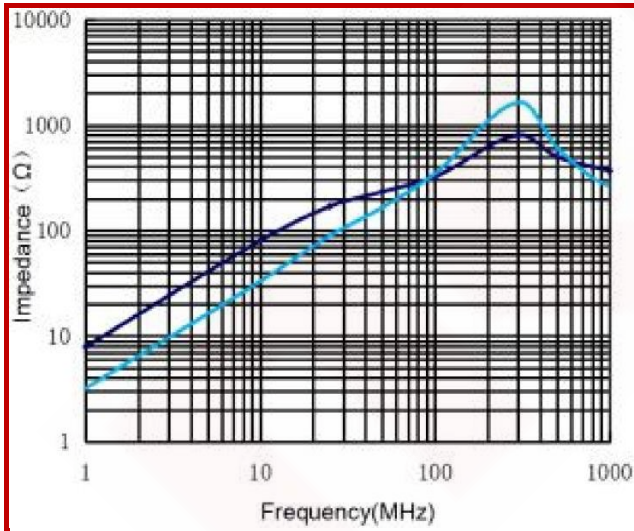
DCCM13-0706-700S



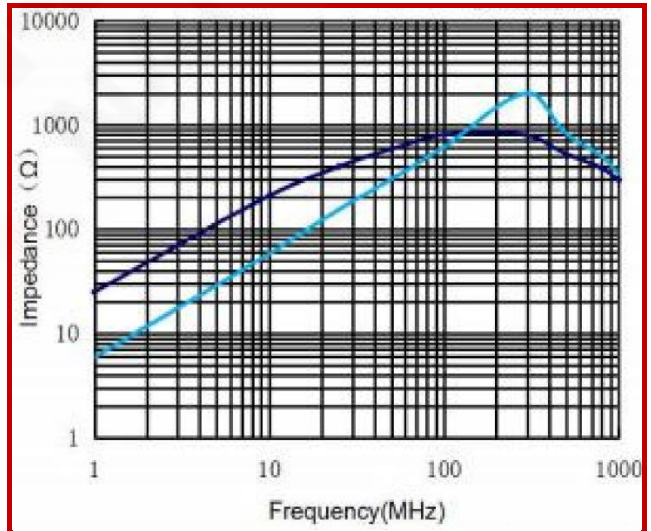
DCCM13-0706-141S



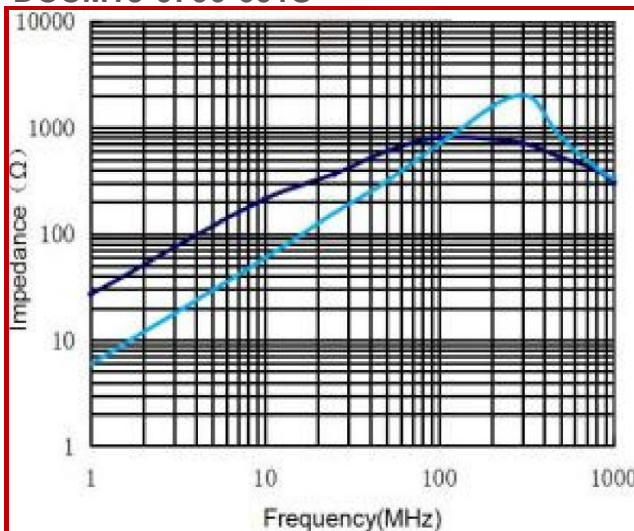
DCCM13-0706-301S



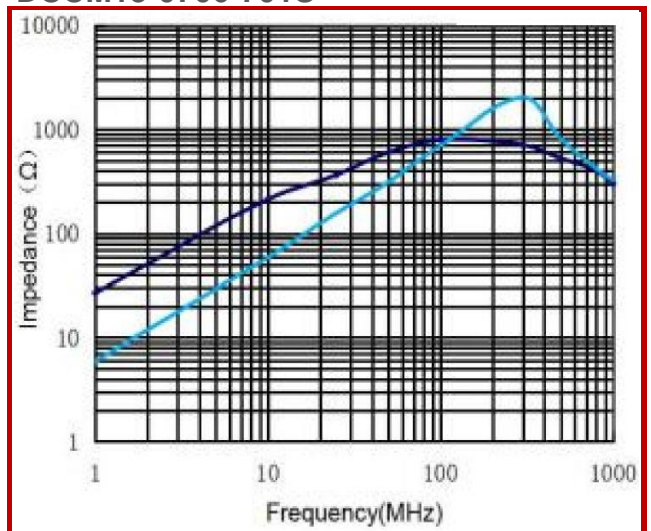
DCCM13-0706-451S



DCCM13-0706-601S



DCCM13-0706-701S

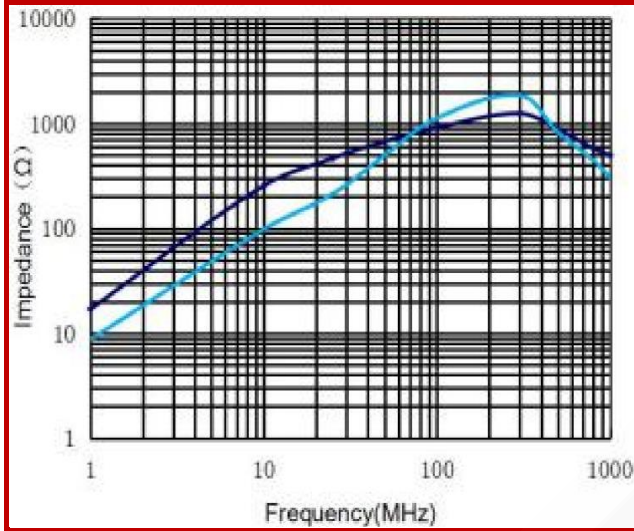




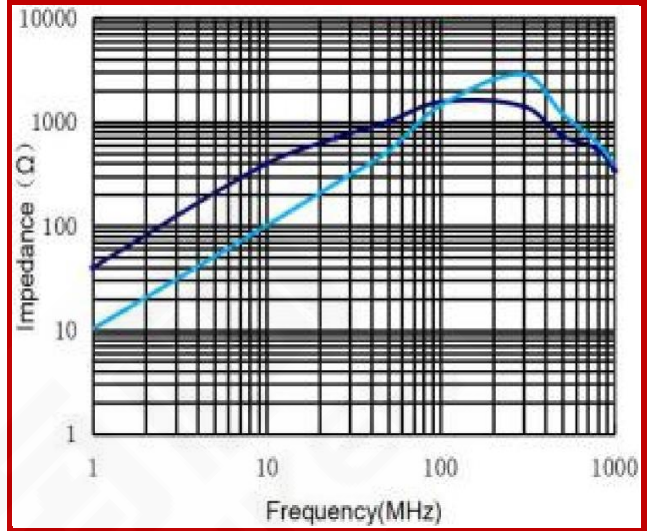
典型阻抗特性

Typical Impedance Characteristics

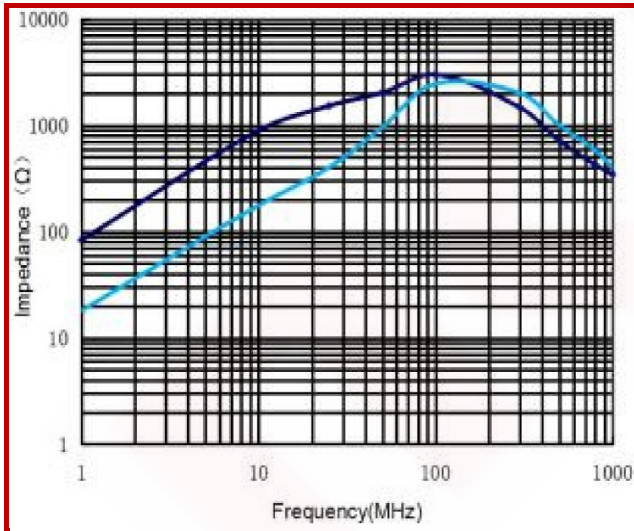
DCCM13-0706-102S



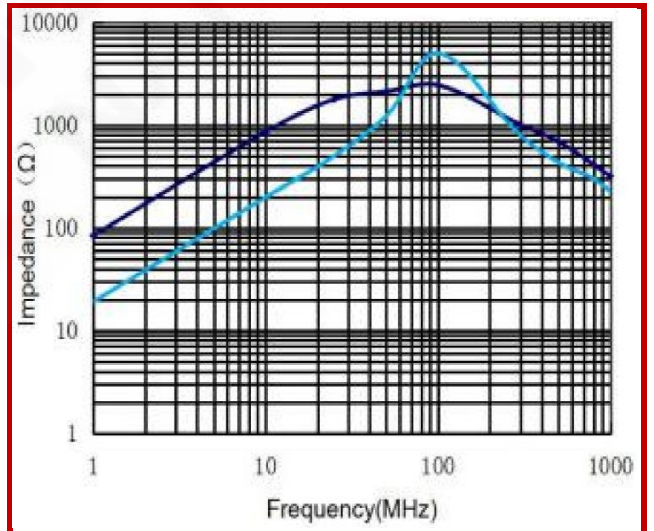
DCCM13-0706-132S



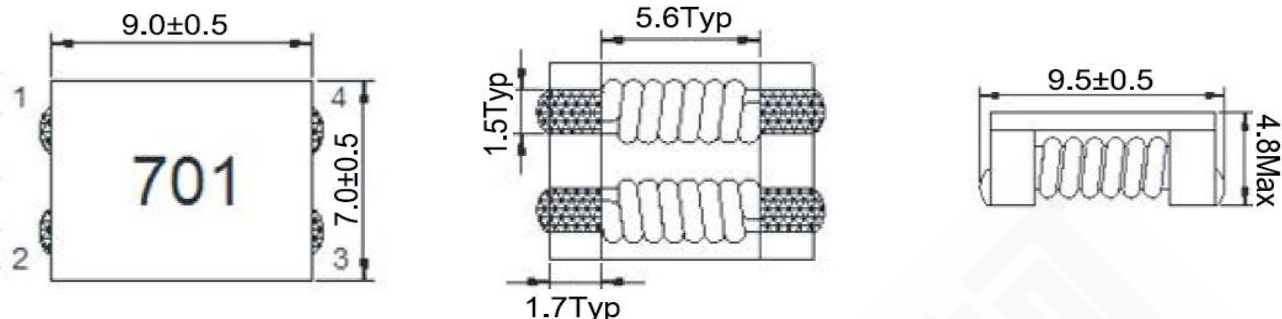
DCCM13-0706-272S



DCCM13-0706-302S



尺寸 Dimension (mm)



焊盘推荐 Land Pattern Recommended (mm)

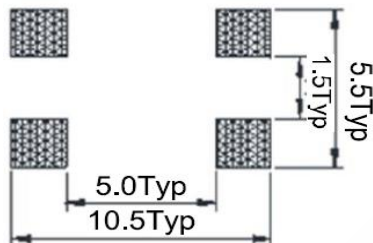
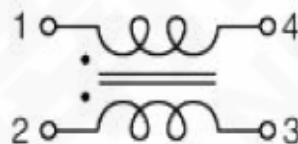


示意图 Schematics



电性特性 Electrical Properties

型号 Part No.	阻抗 Impedance Z (Ω) 100MHz		温升电流 Rated Current I _r max 40°C (A)	直流电阻 DCResistance DCR _{max} (mΩ)	额定电压 Rated Voltage V _{bc} max	绕线方式 Winding Style
DCCM13-0907-301S	225 min	300 typ	6.00	6.00	80.00	Sectional
DCCM13-0907-601S	450 min	600 typ	5.50	8.00	80.00	Sectional
DCCM13-0907-701S	500 min	700 typ	5.00	10.00	80.00	Sectional
DCCM13-0907-102S	750 min	1,000 typ	4.00	13.00	80.00	Sectional
DCCM13-0907-222S	1,700 min	2,200 typ	3.00	50.00	80.00	Sectional
DCCM13-0907-272S	2,000 min	2,700 typ	2.00	80.00	80.00	Sectional
DCCM13-0907-302S	2,500 min	3,000 typ	2.00	80.00	80.00	Sectional

测试状态

Test Condition

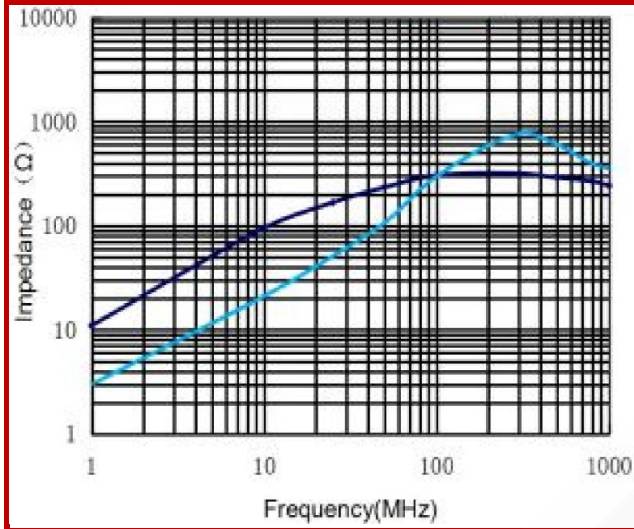
- ☆ 阻抗测试条件为 100MHz (25°C)
Impedance measure condition at 100MHz (25°C)
- ☆ 工作温度: -40°C ~ +125°C
Operating Temperature: -40°C ~ +125°C



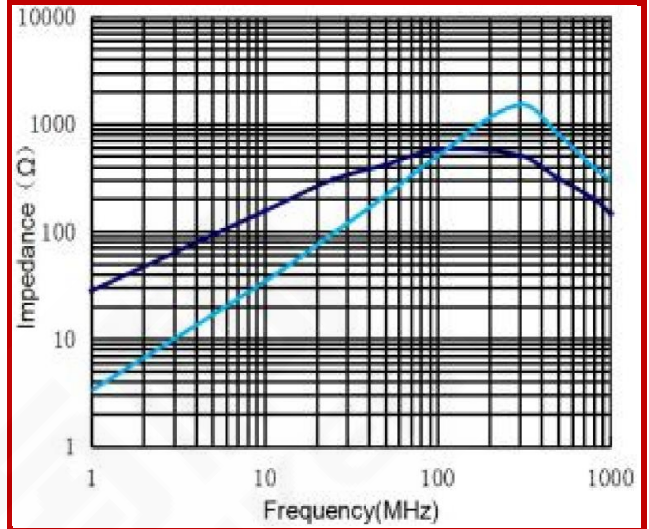
典型阻抗特性

Typical Impedance Characteristics

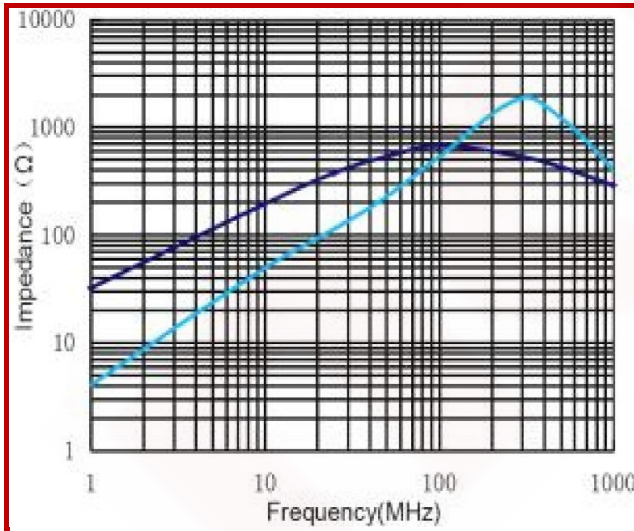
DCCM13-0907-301S



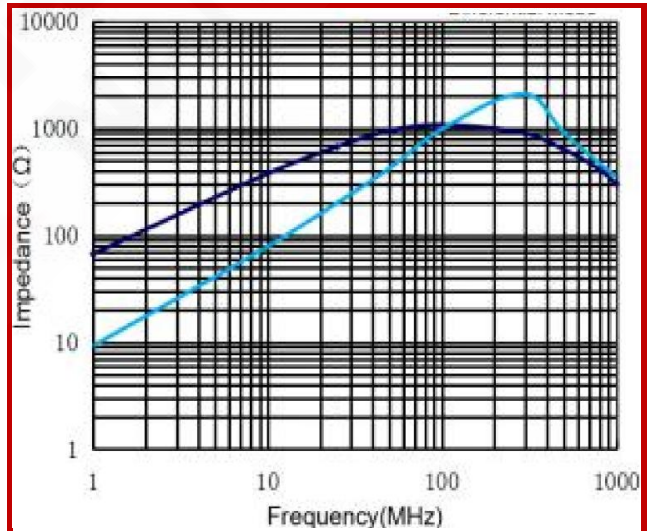
DCCM13-0907-601S



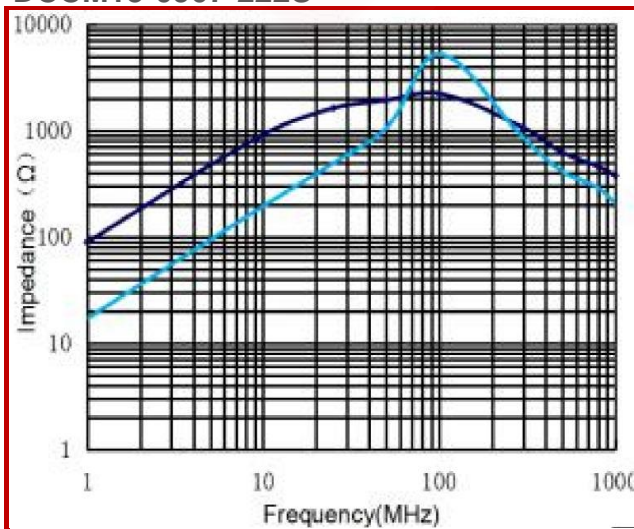
DCCM13-0907-701S



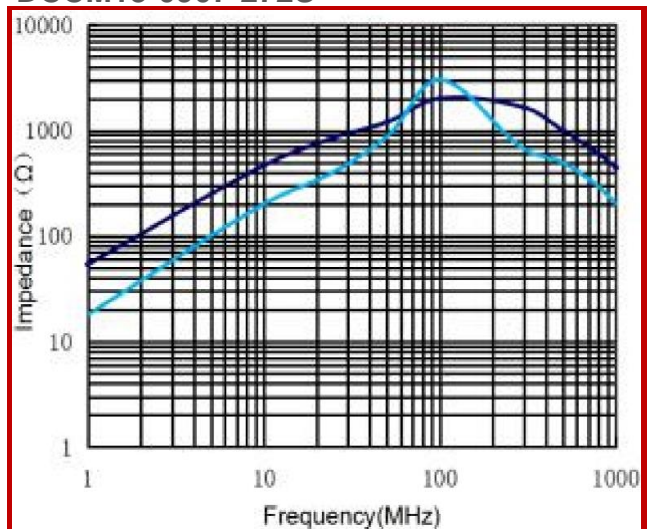
DCCM13-0907-102S



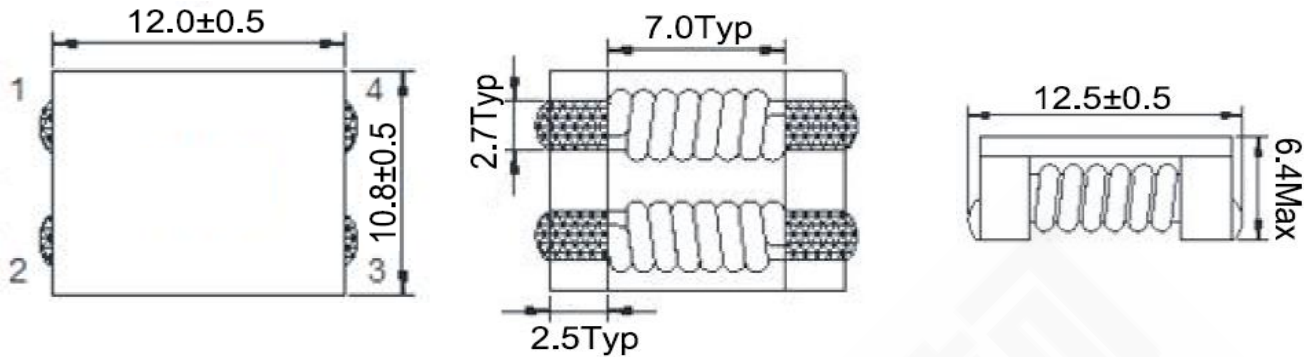
DCCM13-0907-222S



DCCM13-0907-272S



尺寸 Dimension (mm)



焊盘推荐 Land Pattern Recommended (mm)

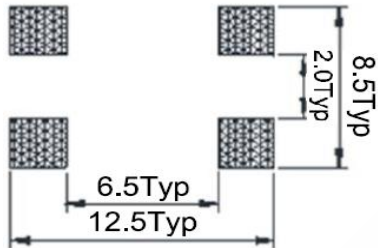
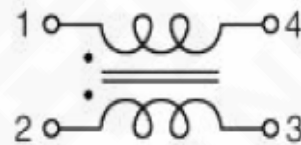


示意图 Schematics



电性特性 Electrical Properties

型号 Part No.	阻抗 Impedance Z (Ω) 100MHz				温升电流 Rated Current I _r max 40°C (A)	直流电阻 DCResistance DCRmax (mΩ)	额定电压 Rated Voltage V _{dc} max	绕线方式 Winding Style
DCCM13-1210-231S	80	min	230	typ	10.00	2.00	125	Sectional
DCCM13-1210-301S	200	min	300	typ	9.00	4.00	125	Sectional
DCCM13-1210-501S	300	min	500	typ	8.00	5.50	125	Sectional
DCCM13-1210-701S	500	min	700	typ	8.00	6.00	125	Sectional
DCCM13-1210-801S	600	min	800	typ	8.00	8.00	125	Sectional
DCCM13-1210-102S	750	min	1,000	typ	6.00	14.00	125	Sectional
DCCM13-1210-252S	2,200	min	2,500	typ	1.80	35.00	125	Sectional
DCCM13-1210-272S	2,300	min	2,700	typ	1.50	50.00	125	Sectional

测试状态

Test Condition

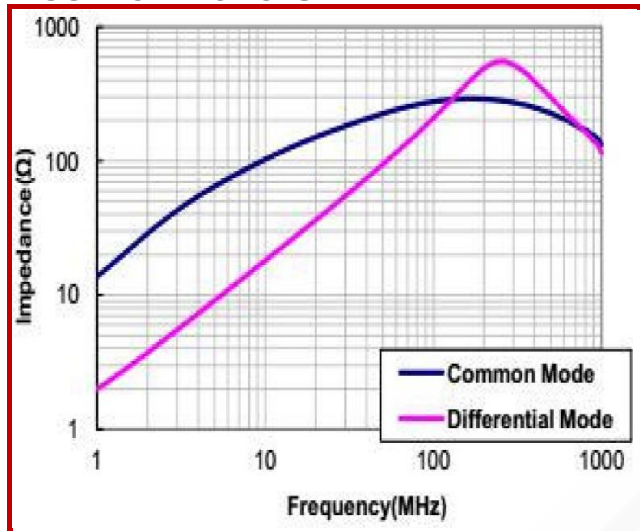
- ☆ 阻抗测试条件为 100MHz (25°C)
Impedance measure condition at 100MHz (25°C)
- ☆ 工作温度: -40°C ~ +125°C
Operating Temperature: -40°C ~ +125°C



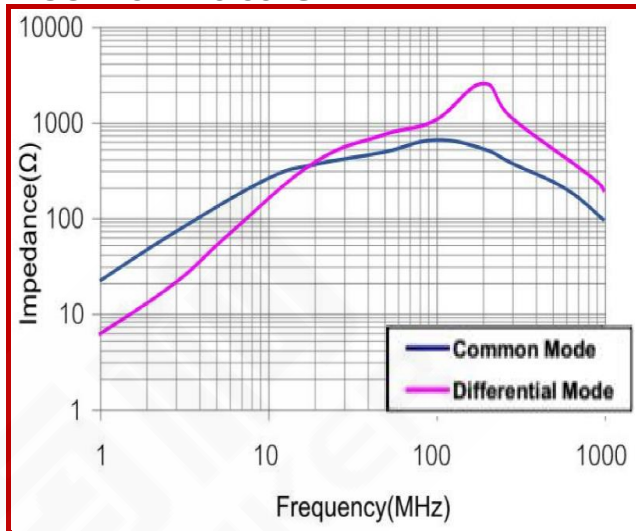
典型阻抗特性

Typical Impedance Characteristics

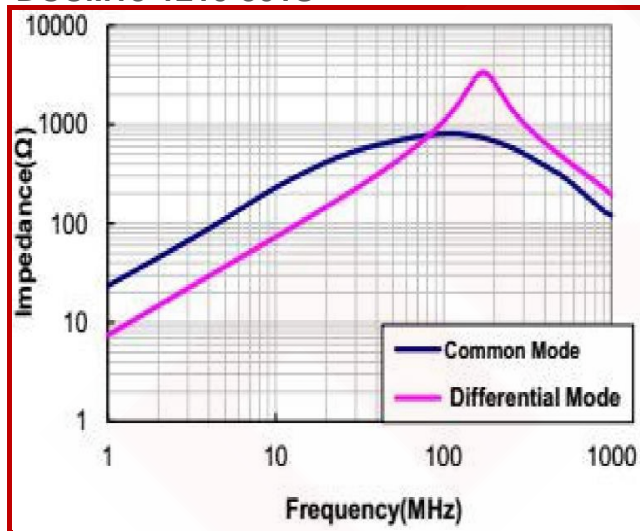
DCCM13-1210-231S



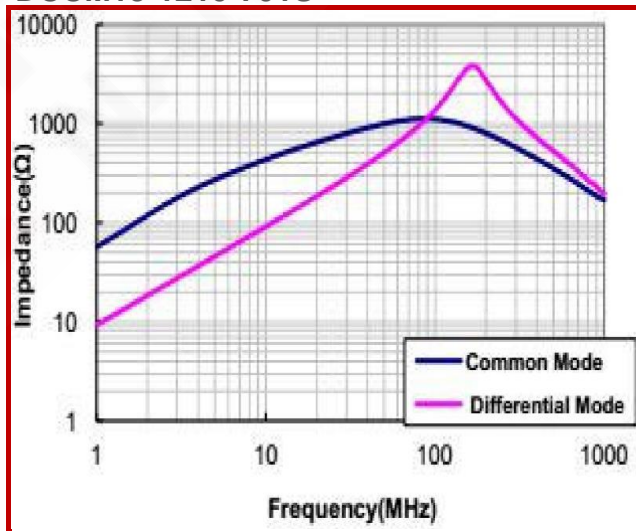
DCCM13-1210-301S



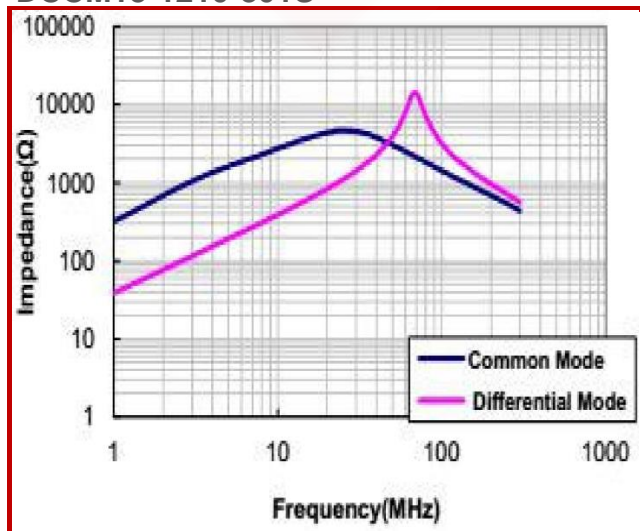
DCCM13-1210-501S



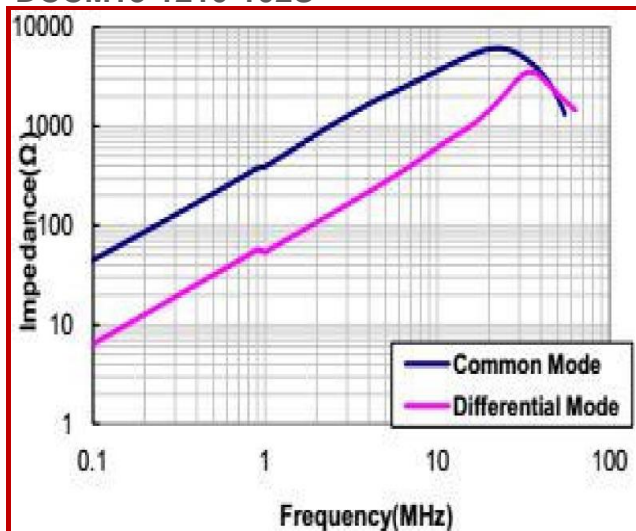
DCCM13-1210-701S



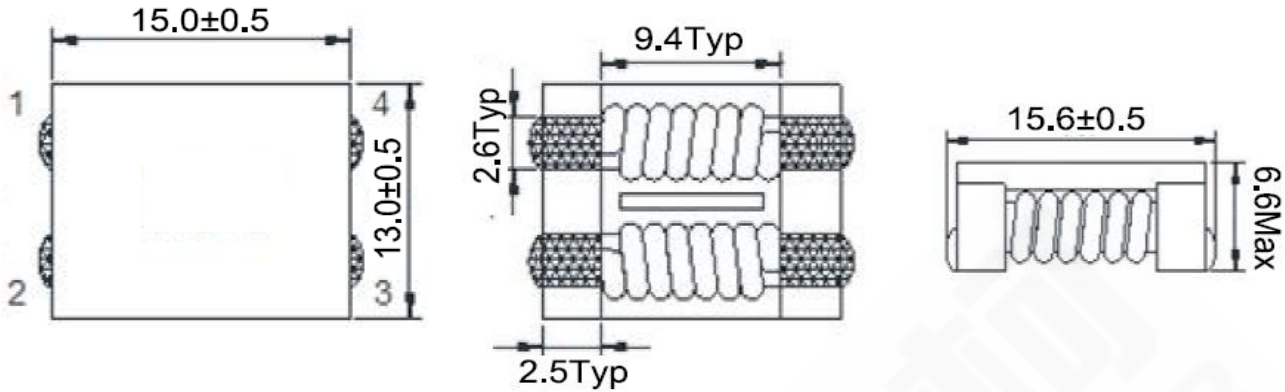
DCCM13-1210-801S



DCCM13-1210-102S



尺寸 Dimension (mm)



焊盘推荐 Land Pattern Recommended (mm)

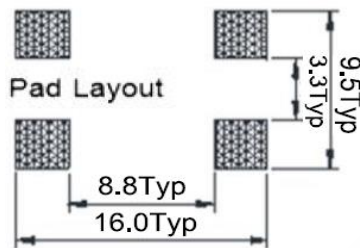
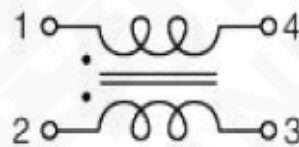


示意图 Schematics



电性特性 Electrical Properties

型号 Part No.	阻抗 Impedance Z (Ω) 100MHz				温升电流 Rated Current I _R max 40°C (A)	直流电阻 DCResistance DCRmax (mΩ)	额定电压 Rated Voltage V _{dc} max	绕线方式 Winding Style
DCCM13-1513-301S	250	min	300	typ	13.00	5.00	80	Sectional
DCCM13-1513-551S	450	min	550	typ	10.00	6.00	80	Sectional
DCCM13-1513-601S	500	min	600	typ	10.00	7.00	80	Sectional
DCCM13-1513-701S	500	min	700	typ	10.00	7.00	80	Sectional
DCCM13-1513-102S	800	min	1,000	typ	10.00	12.00	80	Sectional

测试状态

Test Condition

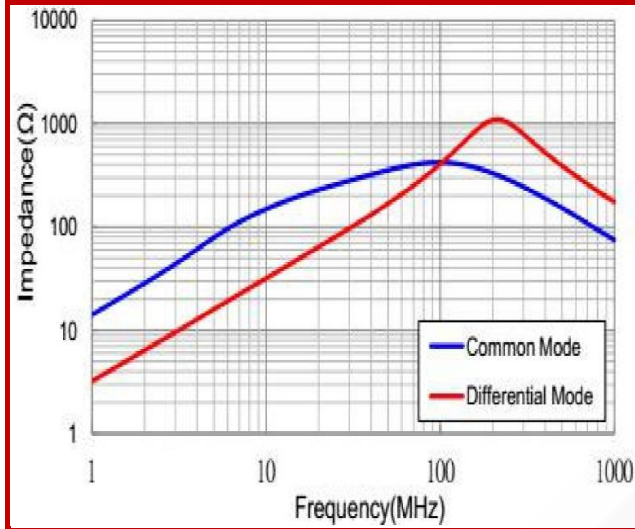
- ☆ 阻抗测试条件为 100MHz (25°C)
Impedance measure condition at 100MHz (25°C)
- ☆ 工作温度: -40°C ~ +125°C
Operating Temperature: -40°C ~ +125°C



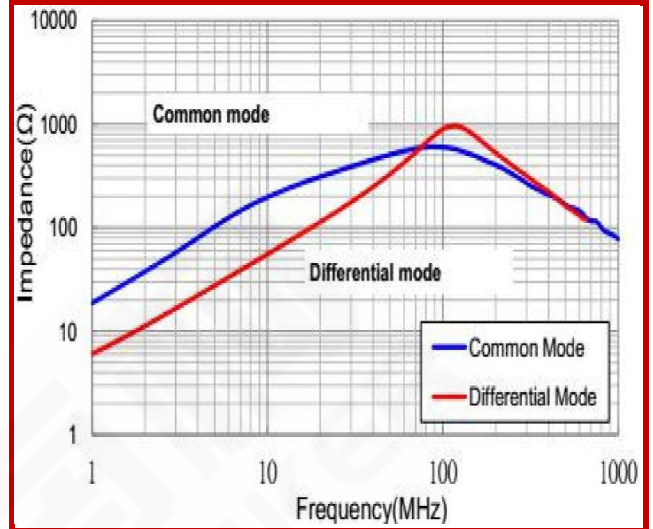
典型阻抗特性

Typical Impedance Characteristics

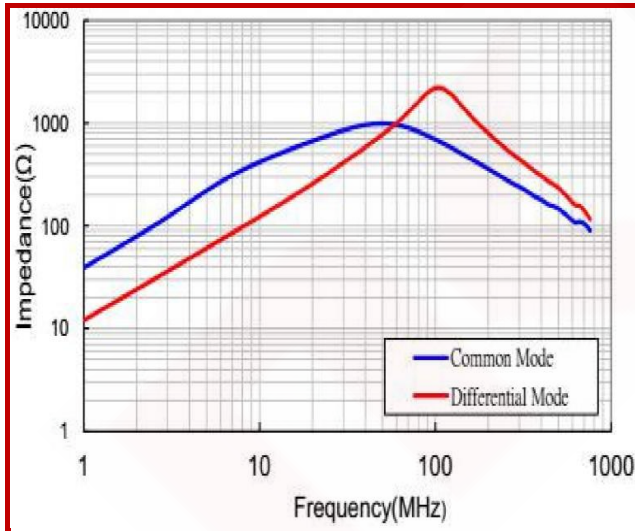
DCCM13-1513-301S



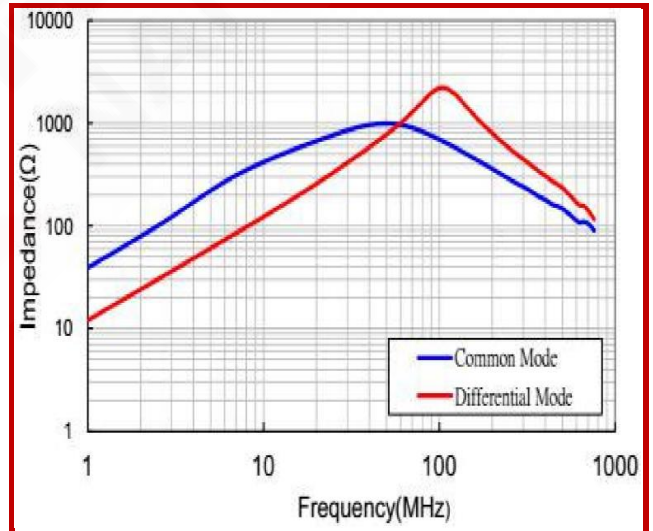
DCCM13-1513-551S



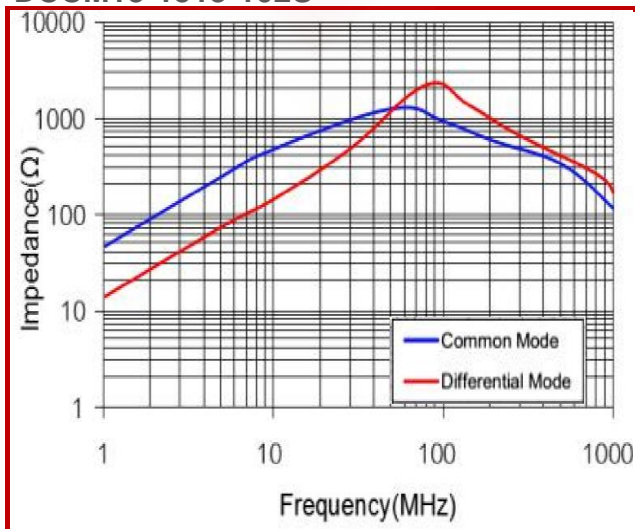
DCCM13-1513-601S



DCCM13-1513-701S



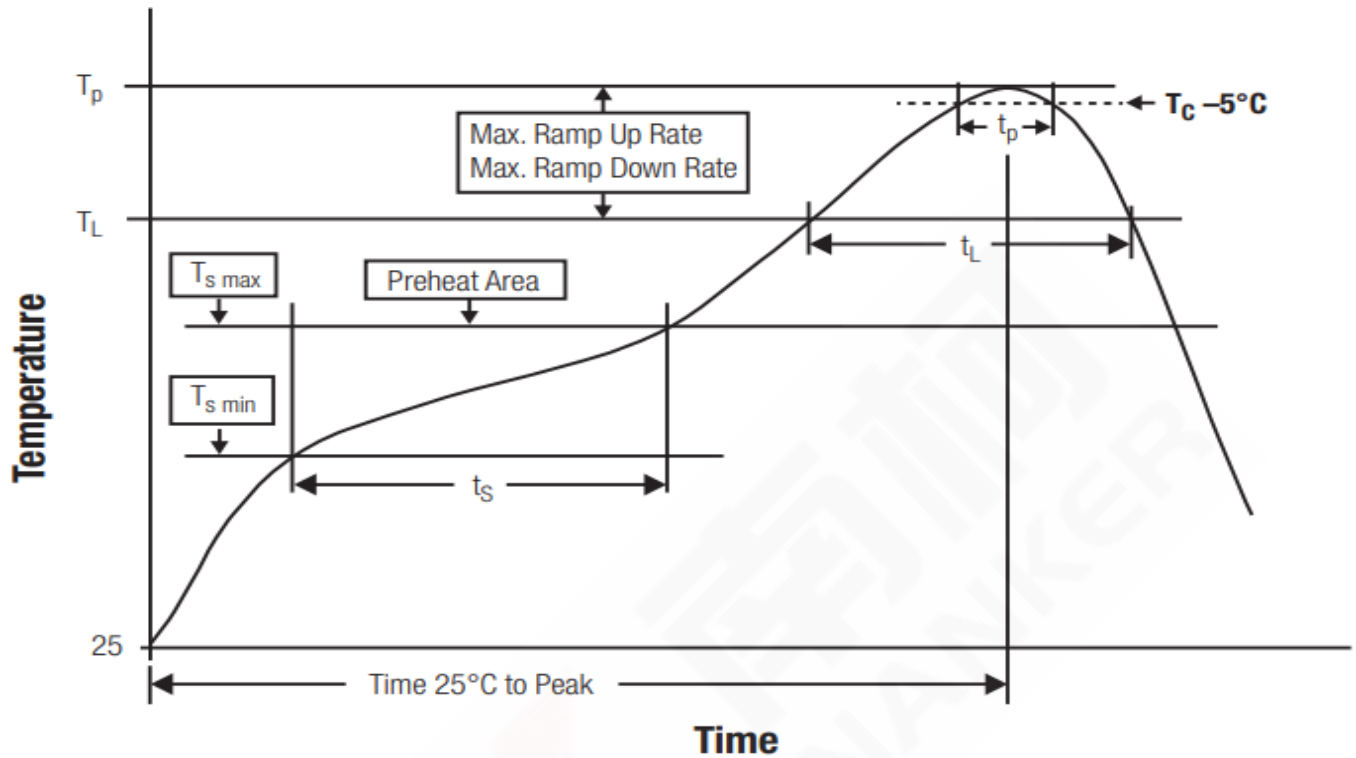
DCCM13-1513-102S





回流焊曲线图

Classification Reflow Profile for SMT Components



封装体峰值温度(Tp)分类

Classification Reflow Soldering Profile:

	封装厚度 Package Thickness	封装体积 Package Volume		
		<350 mm ³	350~2,000 mm ³	>2,000 mm ³
无铅装配 PB-Free Assembly	<1.60mm	260°C	260°C	260°C
	1.60~2.50mm	260°C	250°C	245°C
	>2.50mm	260°C	245°C	245°C

- ◆ 回流焊参照标准 IPC/JEDEC J-STD-020D。
Reflow is refer to standard IPC/JEDEC J-STD-020D.